

## Instructions for how to make your Germ Diary:

1.

Print out the two sheets individually, so that they are not printed back to back.



2.

Cut each sheet in half along the dotted lines.




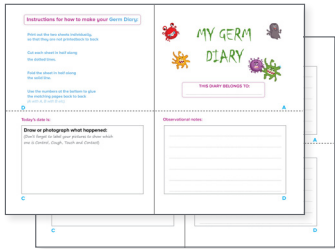
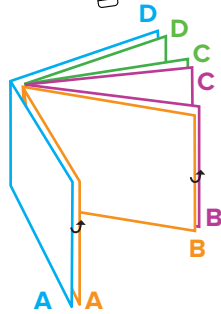
3.

Fold the sheet in half along the solid line.



4.

Use the numbers at the bottom to glue the matching pages back to back (A with A etc.)



D

Today's date is:


**Draw or photograph what happened:**

*(Don't forget to label your pictures to show which one is Control, Cough, Touch and Contact)*

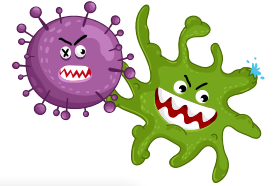
C



# MY GERM



# DIARY



THIS DIARY BELONGS TO:

A

Observational notes:

.....

.....

.....

.....

.....

.....

D

Today's date is:

**Draw or photograph what happened:**

*(Don't forget to label your pictures to show which one is Control, Cough, Touch and Contact)*

A

Observational notes:

.....

.....

.....

.....

.....

.....

B

Today's date is:

**Draw or photograph what happened:**

*(Don't forget to label your pictures to show which one is Control, Cough, Touch and Contact)*

B

Observational notes:

.....

.....

.....

.....

.....

.....

C